



aR gR gS

high speed fuse links for semiconductors

RAPIDPLUS



RAPIDPLUS

PAGE 04 | aR HIGH SPEED FUSE LINKS FOR SEMICONDUCTORS

PAGE 05 | gR HIGH SPEED FUSE LINKS FOR SEMICONDUCTORS

PAGE 06 | gS NH HIGH SPEED FUSE LINKS FOR SEMICONDUCTORS



491325

ZZ X 58

sd 492040

Rapidplus

100 A gR

690 V~

IR=200 kA

Made in Spain

RU

CE

RAPIDPLUS

HIGH SPEED FUSE-LINKS FOR SEMICONDUCTORS



aR SEMICONDUCTOR FUSES

RAPIDPLUS aR fuse links are intended to clearing short-circuits and have been designed and manufactured to have very low I^2t values as well as reduced arc voltages that guarantee an optimum protection of semiconductors. They have a very good cycling ability. **RAPIDPLUS aR** range comprise three sizes with dimensions 10x38, 14x51 and 22x58, with rated currents between 1A and 100A and a rated voltage of 690 V AC. Sizes 14x51 and 22x58 are available also with striker, for use in fuse bases with microswitch. Made of ceramic tubes with high withstand to internal pressure and thermal shock, and silver plated copper contacts. Typical application comprise protection of semiconductors (diodes, thyristors, triacs, etc) used in power rectifiers, UPS, converters, motor drives (AC and DC), soft starters, solid state relays, photovoltaic inverters, welding inverters and any application where it is necessary to protect semiconductor devices. UL certification according to UL248 standard. UL file Nr. E477155.

I _n (A)	REFERENCE		U (V AC)	BREAKING CAPACITY (kA)	PACKING	
	WITHOUT STRIKER	WITH STRIKER				
10x38	1	491105	–	690	200	10
	2	491107	–	690	200	10
	3	491110	–	690	200	10
	4	491113	–	690	200	10
	6	491115	–	690	200	10
	8	491120	–	690	200	10
	10	491125	–	690	200	10
	12	491130	–	690	200	10
	16	491135	–	690	200	10
	20	491140	–	690	200	10
25	491145	–	690	200	10	
32	491155	–	690	200	10	



491125

700 VDC - BREAKING CAPACITY 30 KA

14x51	4	491215	–	690	200	10
	6	491225	–	690	200	10
	8	491230	491730	690	200	10
	10	491235	491735	690	200	10
	12	491237	491737	690	200	10
	16	491241	491741	690	200	10
	20	491245	491745	690	200	10
	25	491250	491750	690	200	10
	32	491260	491760	690	200	10
	40	491265	491765	690	200	10
50	491270	491770	690	200	10	



491215

700 VDC - BREAKING CAPACITY 30 KA

22x58	20	491300	491800	690	200	10
	25	491305	491805	690	200	10
	32	491310	491810	690	200	10
	40	491315	491815	690	200	10
	50	491320	491820	690	200	10
	63	491325	491825	690	200	10
	80	491330	491830	690	200	10
	100	491335	491835	690	200	10



491355

700 VDC - BREAKING CAPACITY 30 KA

STANDARDS
IEC 60269-1
IEC 60269-4
EN 60269-1
EN 60269-4
UL248-1
UL248-13

APPROVALS

TECHNICAL
DIMENSIONS AND
TECHNICAL DATA
PAGE 05

TECHNICAL
I-t AND CUT-OFF
CHARACTERISTICS
PAGE 05

TECHNICAL
RAPIDPLUS FUSES IN
PMC, PMF & PMX
MODULAR FUSE
HOLDERS
PAGE 20

COMPATIBLE
PMF MODULAR
FUSE HOLDERS
SEE
CYLINDRICAL
www.df-saes/cylindrical/fuse-holders/pmf/

COMPATIBLE
PMX MODULAR
FUSE HOLDERS
SEE
CYLINDRICAL
www.df-saes/cylindrical/fuse-holders/pmx/

COMPATIBLE
BAC OPEN FUSE BASES
SEE
CYLINDRICAL
www.df-saes/cylindrical/fuse-holders/bac/

RAPIDPLUS

HIGH SPEED FUSE-LINKS FOR SEMICONDUCTORS



gR SEMICONDUCTOR FUSES

RAPIDPLUS gR fuse links are capable of clearing all types of overcurrents, overloads as well as short-circuits, thus the fuse links protect semiconductors as well as cables and all switchgear of installation. **RAPIDPLUS gR** range comprise three sizes with dimensions 10x38, 14x51 and 22x58, with rated currents between 1A and 100A and a rated voltage of 690V AC. Sizes 14x51 and 22x58 are available also with striker, for use in fuse bases with microswitch. Typical application comprise protection of semiconductors (diodes, thyristors, triacs, etc) used in power rectifiers, UPS, converters, motor drives (AC and DC), soft starters, solid state relays, photovoltaic inverters, welding inverters and any application where it is necessary to protect semiconductor devices. UL certification according to UL248 standard. UL file Nr. E477155.

In (A)	REFERENCE		U (V AC)	BREAKING CAPACITY (kA)	PACKING	
	WITHOUT STRIKER	WITH STRIKER				
10x38	1	492000	–	690	200	10
	2	492001 RU	–	690	200	10
	3	492002 RU	–	690	200	10
	4	492003 RU	–	690	200	10
	6	492004 RU	–	690	200	10
	8	492005 RU	–	690	200	10
	10	492006 RU	–	690	200	10
	12	492007 RU	–	690	200	10
	16	492008 RU	–	690	200	10
	20	492009 RU	–	690	200	10
	25	492010 RU	–	690	200	10
	32	492011 RU	–	690	200	10

440 VDC - BREAKING CAPACITY 30 KA



492006

14x51	4	492014 RU	–	690	200	10
	6	492015 RU	–	690	200	10
	8	492016 RU	492116 RU	690	200	10
	10	492017 RU	492117 RU	690	200	10
	12	492018 RU	492118 RU	690	200	10
	16	492019 RU	492119 RU	690	200	10
	20	492020 RU	492120 RU	690	200	10
	25	492021 RU	492121 RU	690	200	10
	32	492022 RU	492122 RU	690	200	10
	40	492023 RU	492123 RU	690	200	10
	50	492024 RU	492124 RU	690	200	10

440 VDC - BREAKING CAPACITY 30 KA



492014

22x58	20	492033 RU	492133 RU	690	200	10
	25	492034 RU	492134 RU	690	200	10
	32	492035 RU	492135 RU	690	200	10
	40	492036 RU	492136 RU	690	200	10
	50	492037 RU	492137 RU	690	200	10
	63	492038 RU	492138 RU	690	200	10
	80	492039 RU	492139 RU	690	200	10
	100	492040 RU	492140 RU	690	200	10

440 VDC - BREAKING CAPACITY 30 KA



492040


STANDARDS	APPROVALS
IEC 60269-1 IEC 60269-4 EN 60269-1 EN 60269-4 UL248-1 UL248-13	RU

TECHNICAL	TECHNICAL	TECHNICAL
DIMENSIONS AND TECHNICAL DATA	T-I AND CUT-OFF CHARACTERISTICS	RAPIDPLUS FUSES IN PMC, PMF & PMX MODULAR FUSE HOLDERS
PAGE 09	PAGE 09	PAGE 20

COMPATIBLE	COMPATIBLE	COMPATIBLE
PMF MODULAR FUSE HOLDERS	PMX MODULAR FUSE HOLDERS	BAC OPEN FUSE BASES
SEE CYLINDRICAL www.df-saes.com/cylindrical/fuse-holders/pmf/	SEE CYLINDRICAL www.df-saes.com/cylindrical/fuse-holders/pmx/	SEE CYLINDRICAL www.df-saes.com/cylindrical/fuse-holders/bac/

RAPIDPLUS

HIGH SPEED FUSE-LINKS FOR SEMICONDUCTORS



gS NH SEMICONDUCTOR FUSES

RAPIDPLUS NH gS fuse links are capable of clearing all types of overcurrents, overloads as well as short-circuits, thus the fuse links protect semiconductors as well as cables and all switchgear of installation. They are optimized to have reduced power dissipations that allow the utilization of a wide range of fuse-bases and fuse-switch disconnectors. RAPIDPLUS NH gS range comprise five sizes NH000, NH00, NH1, NH2 and NH3 with rated currents between 20A and 630A and a rated voltage of 690V AC. Typical application comprise protection of semiconductors (diodes, thyristors, triacs, etc) used in power rectifiers, UPS, converters, motor drives, soft starters, solid state relays, photovoltaic inverters, welding inverters and any application where it is necessary to protect semiconductor devices.

	I _n (A)	REFERENCE	U (V AC)	BREAKING CAPACITY (kA)	PACKING
NH000	20	371025	690	100	3
	25	371030	690	100	3
	32	371035	690	100	3
	40	371045	690	100	3
	50	371050	690	100	3
	63	371055	690	100	3
	80	371060	690	100	3
	100	371065	690	100	3

RATED VOLTAGE 440 V DC (L/R=10ms) RATED BREAKING CAPACITY 30 kA (@440V DC)

NH00	125	371070	690	100	3
	160	371075	690	100	3

RATED VOLTAGE 440 V DC (L/R=10ms) RATED BREAKING CAPACITY 30 kA (@440V DC)

NH1	125	371250	690	100	3
	160	371255	690	100	3
	200	371260	690	100	3
	250	371270	690	100	3
	280	371273	690	100	3

RATED VOLTAGE 550 V DC (L/R=10ms) RATED BREAKING CAPACITY 30 kA (@550V DC)

NH2	250	371360	690	100	3
	315	371370	690	100	3
	355	371375	690	100	3
	400	371380	690	100	3
	450	371387	690	100	3

RATED VOLTAGE 550 V DC (L/R=10ms) RATED BREAKING CAPACITY 30 kA (@550V DC)

NH3	355	371450	690	100	1
	400	371455	690	100	1
	450	371463	690	100	1
	500	371465	690	100	1
	630	371470	690	100	1

RATED VOLTAGE 550 V DC (L/R=10ms) RATED BREAKING CAPACITY 30 kA (@550V DC)



371075



371273



371378



371470

STANDARDS
IEC 60269-1
IEC 60269-4
EN 60269-1
EN 60269-4

APPROVALS
Cd-Pb FREE
RoHS compliant

TECHNICAL
DIMENSIONS
PAGE 13

TECHNICAL
I-t CHARACTERISTICS
PAGE 14

TECHNICAL
CUT-OFF CHARACTERISTICS
PAGE 15

TECHNICAL
TECHNICAL DATA
PAGE 16

COMPATIBLE
ST 690V NH FUSE BASES
SEE NH
www.df-sa.es/nh/fusebases/st/

COMPATIBLE
CR 690V NH FUSE BASES
SEE NH
www.df-sa.es/nh/fusebases/cr/

RAPIDPLUS

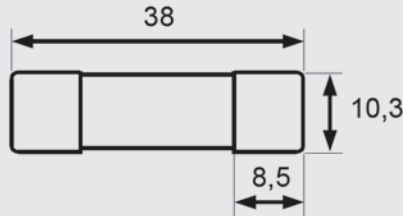
HIGH SPEED FUSE-LINKS FOR SEMICONDUCTORS

TECHNICAL

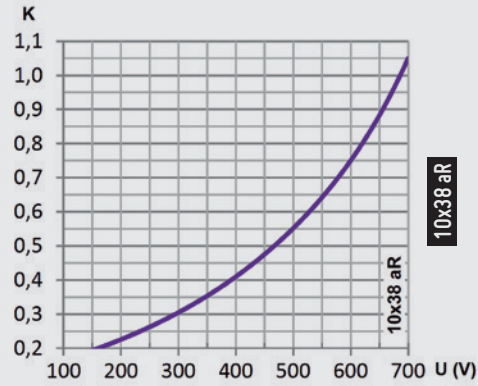
aR SEMICONDUCTOR FUSES

DIMENSIONS & TECHNICAL DATA

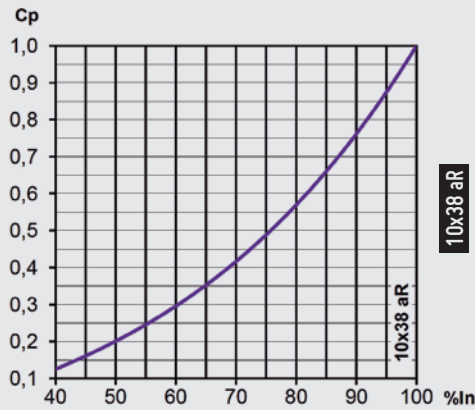
10x38



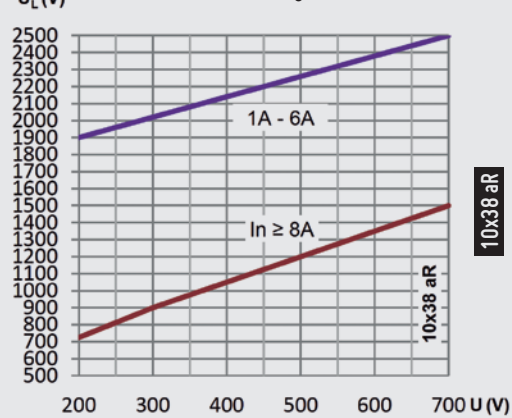
I^2t Correction Factor (K)



Correction Factor for Power Loss (Cp)



Peak Arc Voltage (U_L)



I_n (A)	I^2t Prearcing (A ² S)	Operating I^2t @ 690 V (A ² S)	Power loss $0.8 \cdot I_n$ (W)	Power loss I_n (W)
1*	0,20	1,2	0,45	0,75
2	0,80	2,6	0,75	1,40
3	2,5	8,0	0,95	1,70
4	4,9	10	0,97	1,69
6	14,0	28	1,4	2,46
8	3,0	24	0,91	1,52
10	4,7	38	1,23	2,07
12	6,8	54	1,53	2,62
16	12,0	96	2,11	3,72
20	18,8	150	2,57	4,50
25	48,0	384	2,60	4,55
32	75,0	600	3,65	6,65

*NOT UL CERTIFIED

I^2t Total clearing (K)

The total clearing I^2t at rated voltage and at power factor of 0,15 are given in the electrical characteristics. For other voltages, the clearing I^2t is found by multiplying by correction factor, K, given as a function of applied working voltage, E_g (RMS).

Power loose(Cp)

Watts loss at rated current are given in the electrical characteristics. The curve allows the calculation of the power losses at load currents lower than the rated value. The correction factor C_p , is given as a function of the RMS load current I_b in % of the rated current.

Arc voltage (U_L)

This curve gives the peak arc voltage, U_L , which may appear across the fuse during its operation as a function of the applied working voltage, E_g (RMS) at a power factor of 0,15.

RAPIDPLUS

HIGH SPEED FUSE-LINKS FOR SEMICONDUCTORS

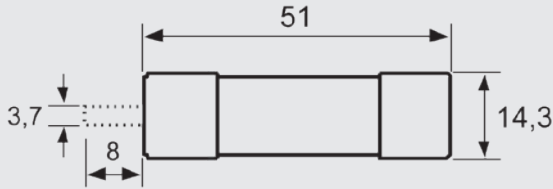


TECHNICAL

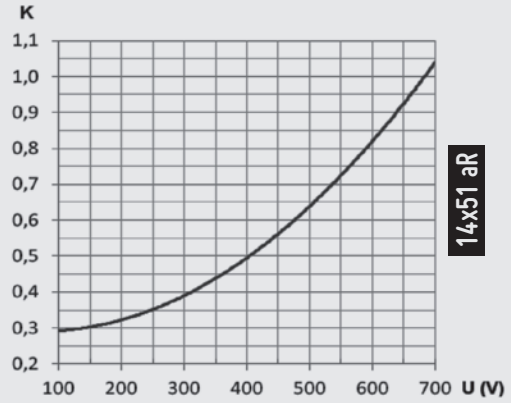
aR SEMICONDUCTOR FUSES

DIMENSIONS & TECHNICAL DATA

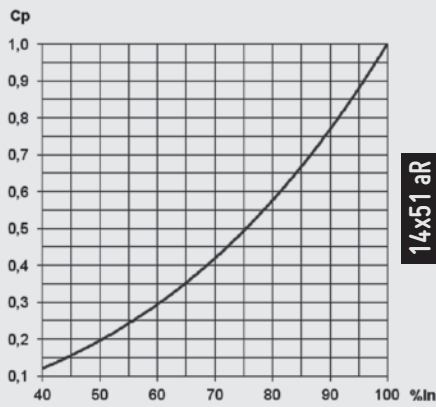
14x51



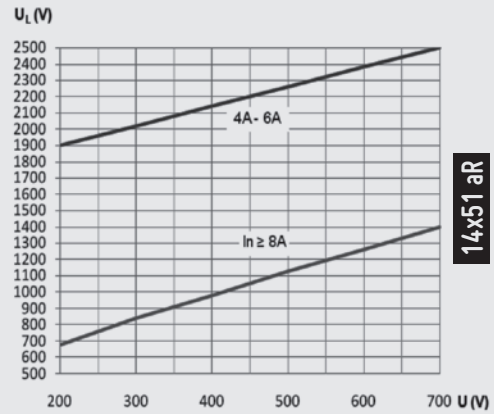
I²t Correction Factor (K)



Correction Factor for Power Loss (Cp)



Peak Arc Voltage (UL)



I_n (A)	I^2t Prearcing (A ² s)	Operating I^2t @ 690 V (A ² s)	Power loss $0.8 \cdot I_n$ (W)	Power loss I_n (W)
4	5,6	14	1,32	2,28
6	16,0	40	1,80	3,18
8	4,1	23	1,01	1,69
10	6,3	37	1,39	2,36
12	9,1	53	1,63	2,78
16	12,4	72	2,43	4,16
20	20,6	119	3,04	5,43
25	36,6	211	3,75	6,11
32	82,3	475	3,92	7,17
40	146,3	844	4,52	8,15
50	260,0	1500	5,60	10,6

RAPIDPLUS

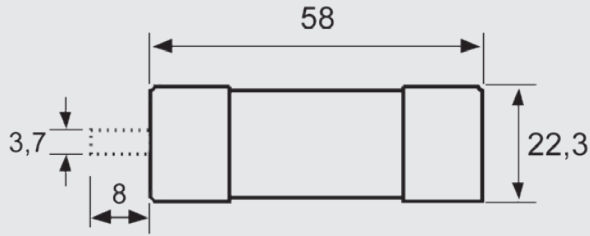
HIGH SPEED FUSE-LINKS FOR SEMICONDUCTORS

TECHNICAL

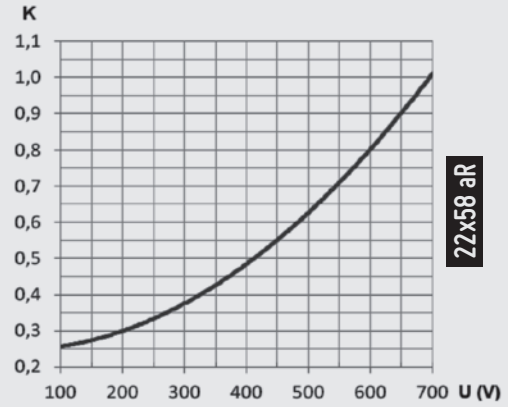
aR SEMICONDUCTOR FUSES

DIMENSIONS & TECHNICAL DATA

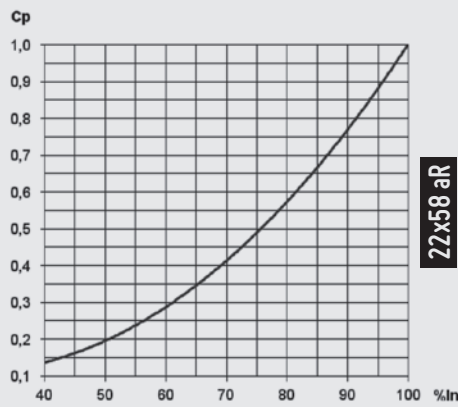
22x58



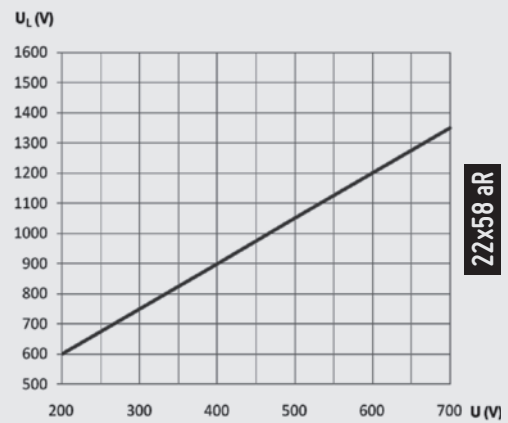
I²t Correction Factor (K)



Correction Factor for Power Loss (Cp)



Peak Arc Voltage (U_L)



I _n (A)	I ² t Prearcing (A ² S)	Operating I ² t @ 690 V (A ² S)	Power loss 0.8 · I _n (W)	Power loss I _n (W)
20	19	103	3,00	5,25
25	34	182	3,40	5,85
32	60	324	4,50	8,20
40	94	506	6,10	10,80
50	158	856	7,50	13,70
63	375	2025	7,70	14,00
80	634	3422	9,65	17,60
100	1500	8100	10,30	18,00

RAPIDPLUS

HIGH SPEED FUSE-LINKS FOR SEMICONDUCTORS



TECHNICAL

aR SEMICONDUCTOR FUSES

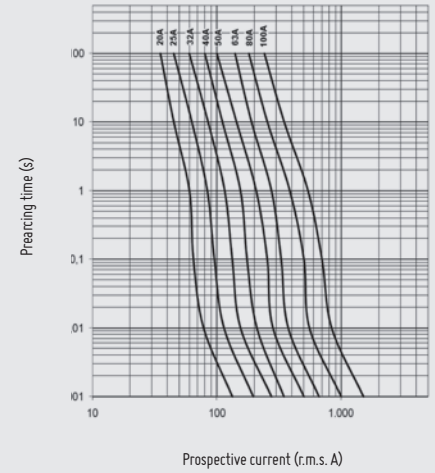
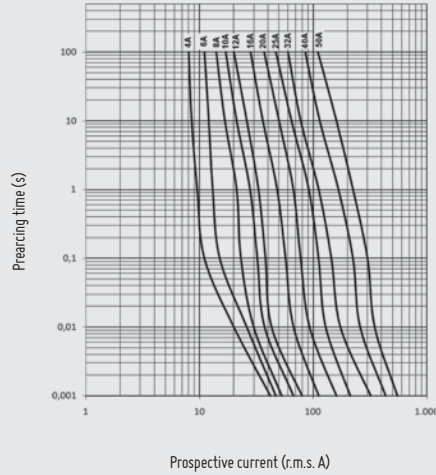
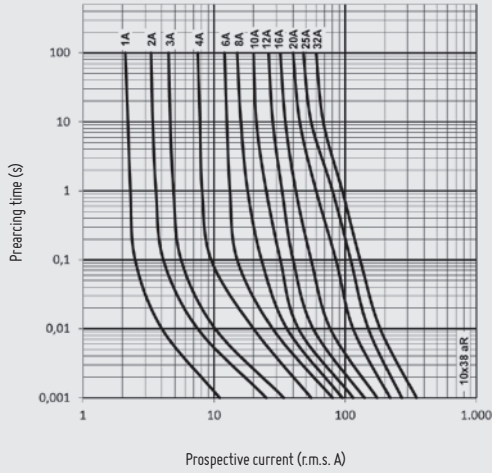
t-I CHARACTERISTICS

10x38
14x51
22x58

10x38

14x51

22x58



TECHNICAL

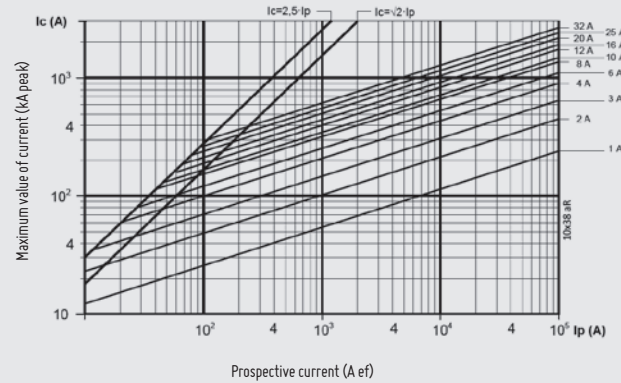
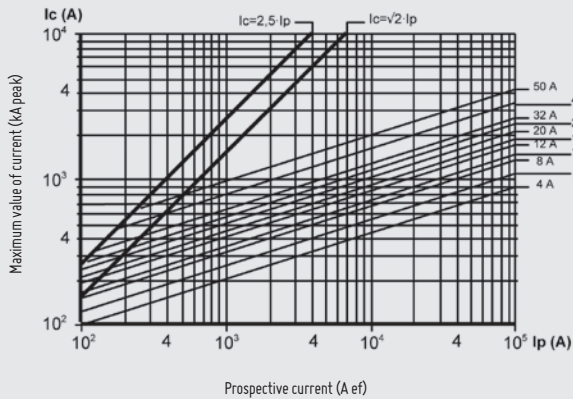
aR SEMICONDUCTOR FUSES

CUT-OFF CHARACTERISTICS

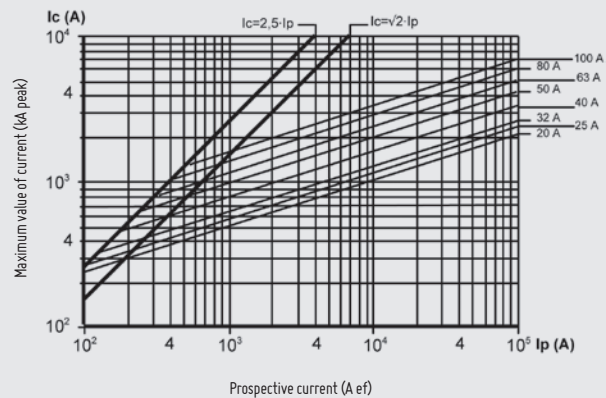
10x38
14x51
22x58

10x38

14x51



22x58



RAPIDPLUS

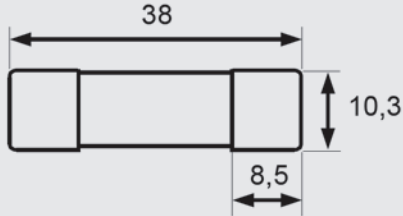
HIGH SPEED FUSE-LINKS FOR SEMICONDUCTORS

TECHNICAL

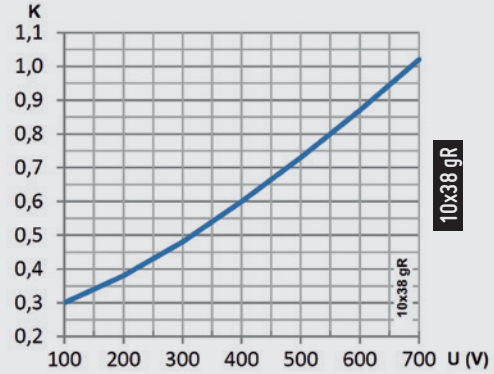
gR SEMICONDUCTOR FUSES

DIMENSIONS & TECHNICAL DATA

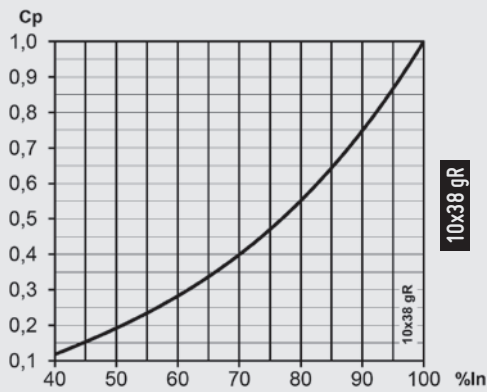
10x38



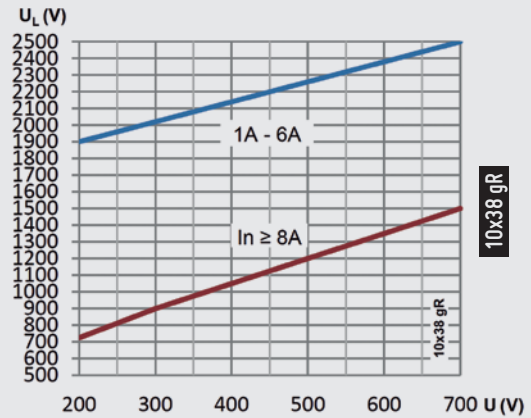
I²t Correction Factor (K)



Correction Factor for Power Loss (Cp)



Peak Arc Voltage (U_L)



I _n (A)	I ² t Prearcing (A ² s)	Operating I ² t @ 690 V (A ² s)	Power loss 0,8 · I _n (W)	Power loss I _n (W)
1*	0,20	1,2	0,45	0,75
2	0,80	2,6	0,75	1,40
3	2,5	8,0	0,95	1,70
4	5,6	17	1,13	2,05
6	16,0	48	1,56	3,00
8	4,3	38	0,97	1,68
10	6,6	59	1,20	2,09
12	9,6	84	1,69	2,99
16	17,0	150	2,31	4,27
20	23,5	200	2,86	5,35
25	60,2	512	2,94	5,52
32	94,0	800	3,82	7,43

* NOT UL CERTIFIED

RAPIDPLUS

HIGH SPEED FUSE-LINKS FOR SEMICONDUCTORS

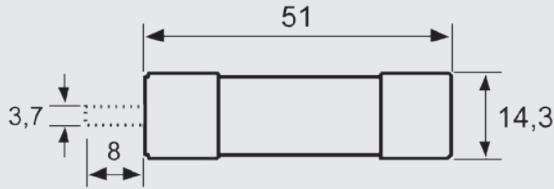


TECHNICAL

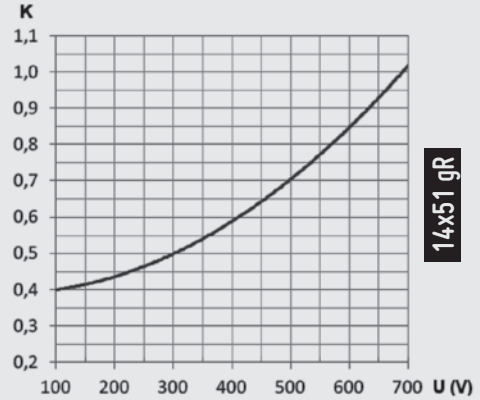
gR SEMICONDUCTOR FUSES

DIMENSIONS & TECHNICAL DATA

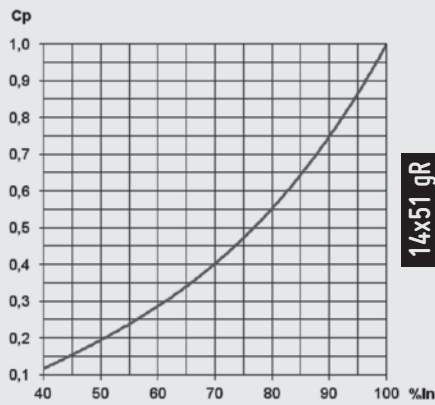
14x51



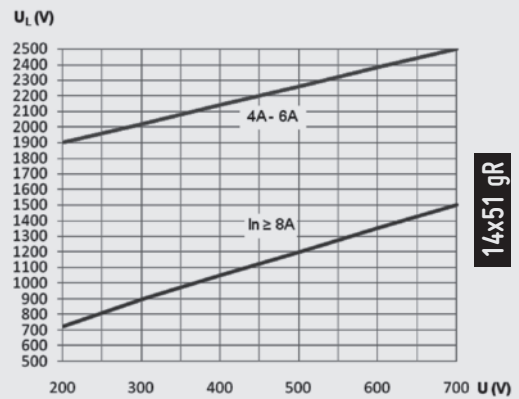
I^2t Correction Factor (K)



Correction Factor for Power Loss (Cp)



Peak Arc Voltage (UL)



I_n (A)	I^2t Prearcing (A ² S)	Operating I^2t @ 690 V (A ² S)	Power loss $0.8 \cdot I_n$ (W)	Power loss I_n (W)
4	5,6	17	1,56	2,94
6	16,0	48	2,25	4,20
8	3,8	30	1,18	2,00
10	5,9	47	1,41	2,52
12	8,4	68	1,95	3,54
16	15	120	2,67	4,83
20	27	170	2,91	5,40
25	53	333	3,38	6,00
32	108	679	3,72	6,93
40	211	1331	4,13	7,52
50	350	2200	5,36	9,80

RAPIDPLUS

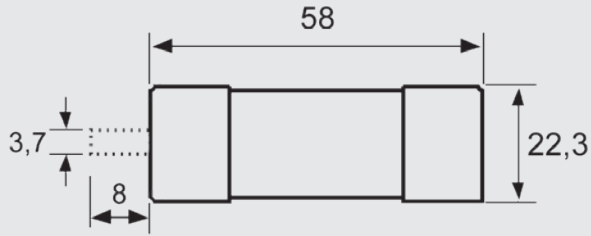
HIGH SPEED FUSE-LINKS FOR SEMICONDUCTORS

TECHNICAL

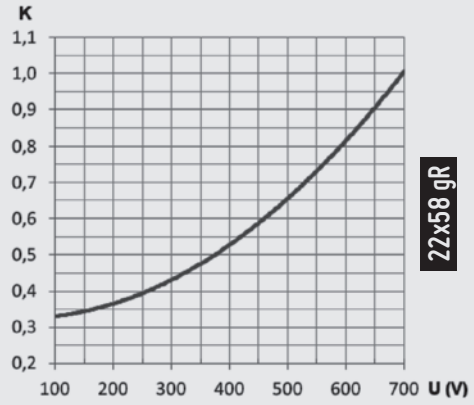
gR SEMICONDUCTOR FUSES

DIMENSIONS & TECHNICAL DATA

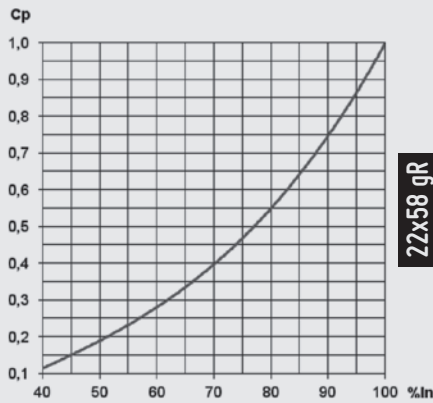
22x58



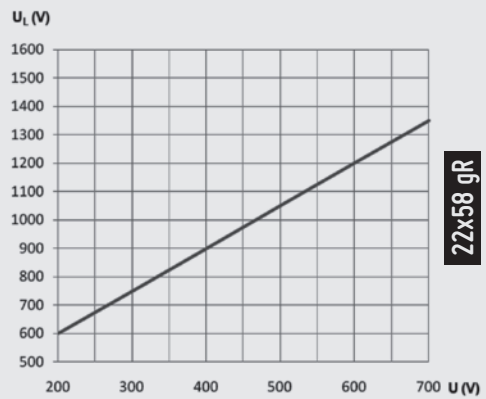
I²t Correction Factor (K)



Correction Factor for Power Loss (Cp)



Peak Arc Voltage (U_L)



I _n (A)	I ² t Prearcing (A ² s)	Operating I ² t @ 690 V (A ² s)	Power loss 0.8 · I _n (W)	Power loss I _n (W)
20	24	154	3,23	6,00
25	43	274	3,66	6,65
32	97	616	4,86	9,21
40	120	760	6,05	11,32
50	273	1362	6,26	11,85
63	516	2575	7,35	13,80
80	1092	5448	8,40	14,00
100	2065	10300	9,40	17,70

RAPIDPLUS

HIGH SPEED FUSE-LINKS FOR SEMICONDUCTORS



TECHNICAL

gR SEMICONDUCTOR FUSES

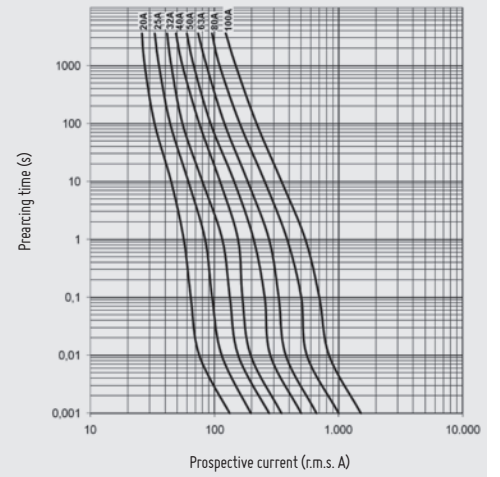
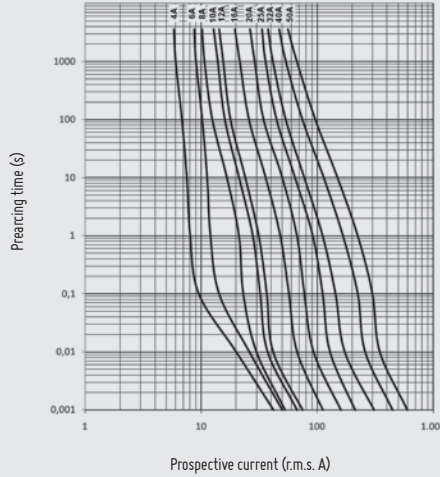
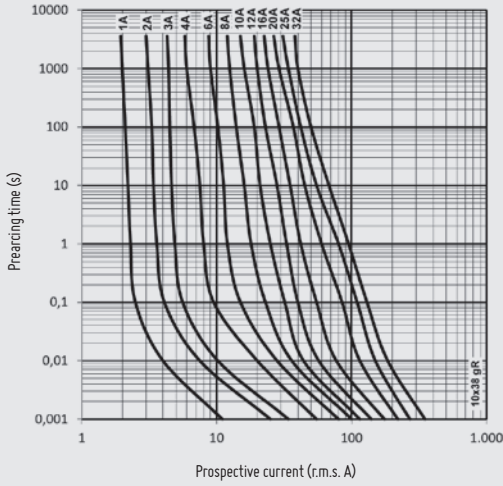
t-I CHARACTERISTICS

10x38
14x51
22x58

10x38

14x51

22x58



TECHNICAL

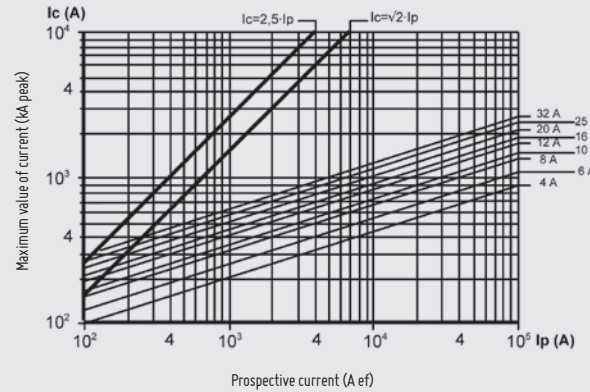
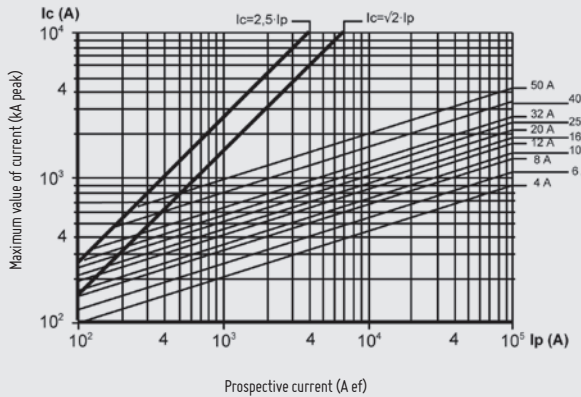
gR SEMICONDUCTOR FUSES

CUT-OFF CHARACTERISTICS

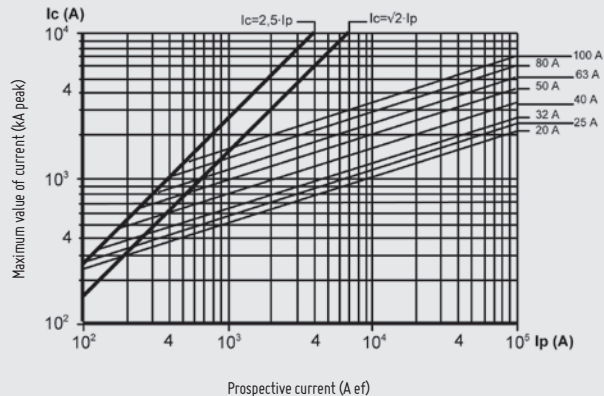
10x38
14x51
22x58

14x51

10x38




22x58



RAPIDPLUS

HIGH SPEED FUSE-LINKS FOR SEMICONDUCTORS



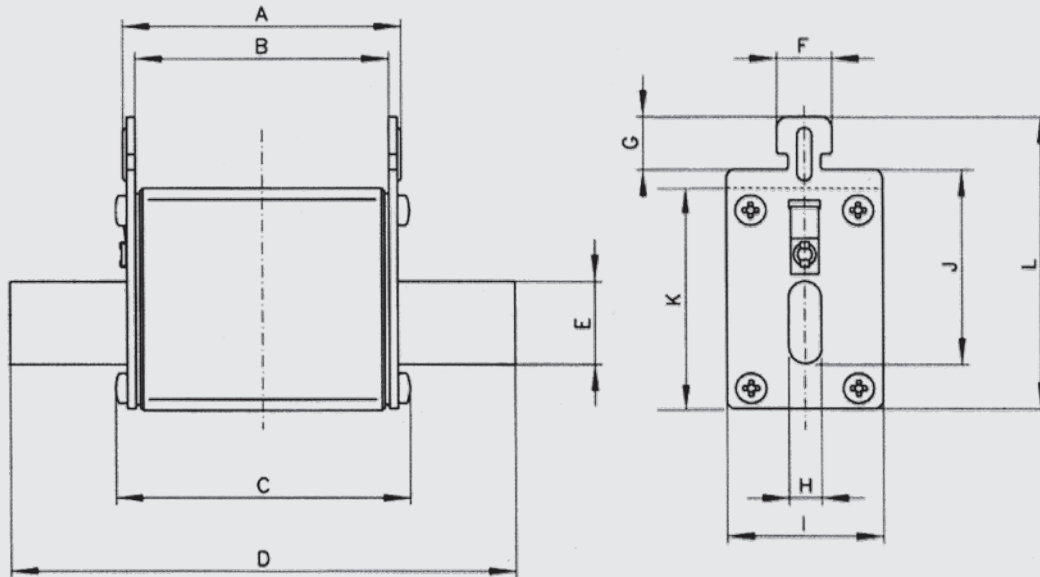
TECHNICAL

gS

SEMICONDUCTOR FUSES DIMENSIONS

NH000
NH00
NH1

NH2
NH3



SIZE	A	B	C	D	E	F	G	H	I	J	K	L
NH000	49	45	52	78,5	15	10	9,5	6	21	35	40	53
NH00	49	44	52	78,5	15	10	9,5	6	29	35	47	59
NH1	68	62	71,5	135	20	10	9,5	6	39	40	52	64
NH2	68	62	71,5	150	25	10	9,5	6	53	48	60	72
NH3	68	62	73	150	32	10	9,5	6	70	60	75	87

RAPIDPLUS

HIGH SPEED FUSE-LINKS FOR SEMICONDUCTORS



TECHNICAL

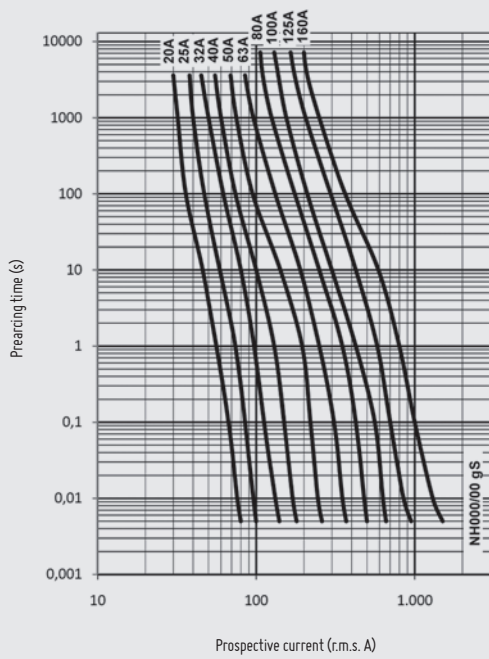
gS SEMICONDUCTOR FUSES

t-i CHARACTERISTICS

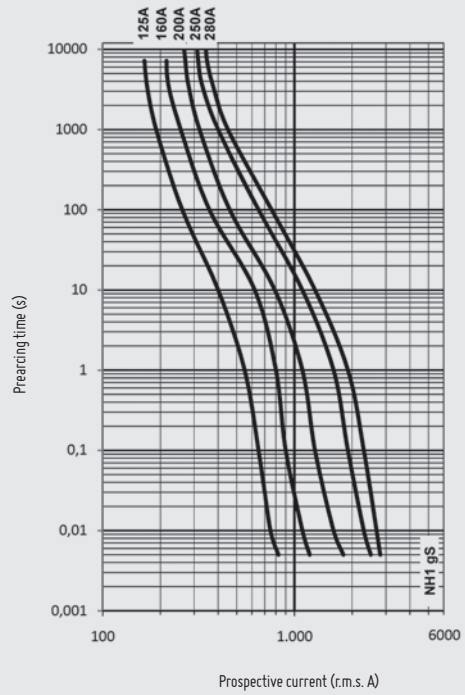
NH000
NH00
NH1

NH2
NH3

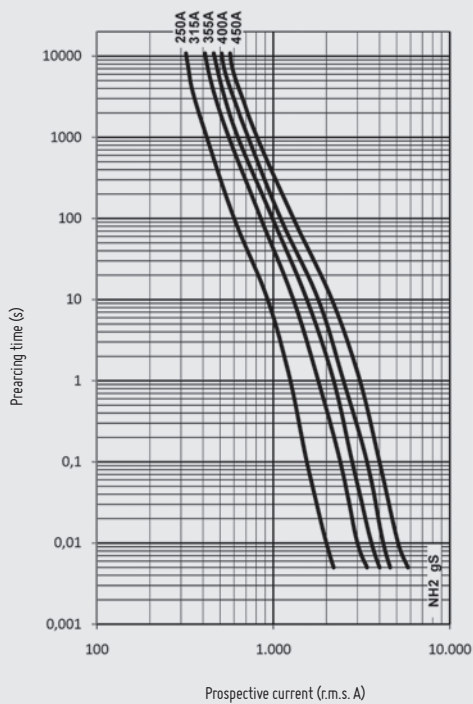
NH000
NH00



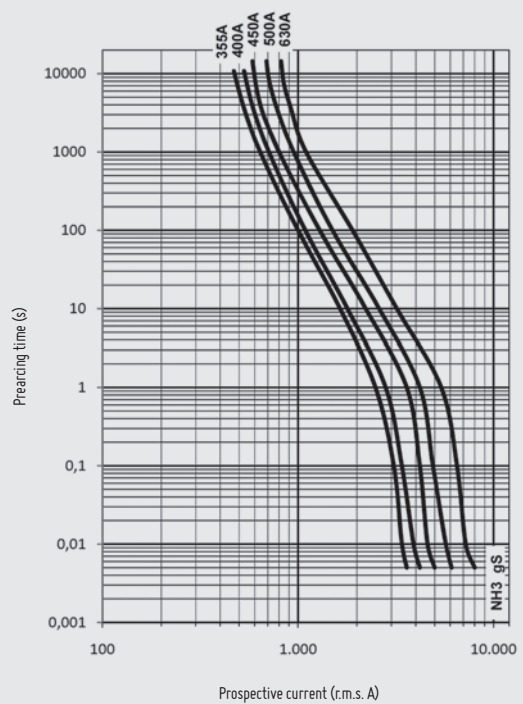
NH1



NH2



NH3



RAPIDPLUS

HIGH SPEED FUSE-LINKS FOR SEMICONDUCTORS



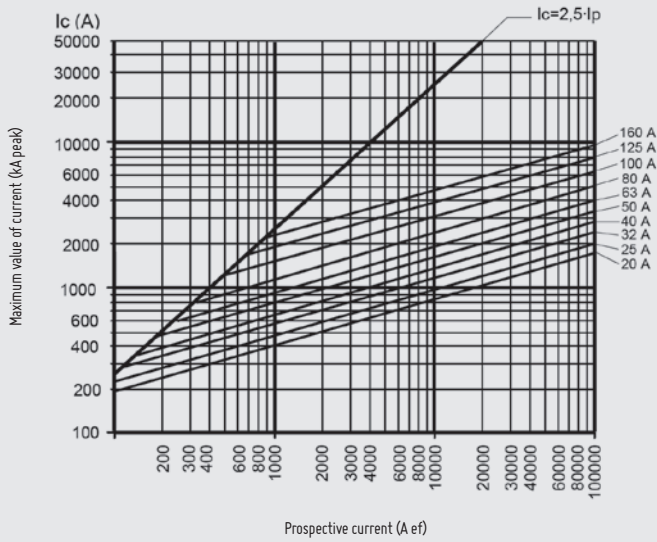
TECHNICAL

gS SEMICONDUCTOR FUSES CUT-OFF CHARACTERISTICS

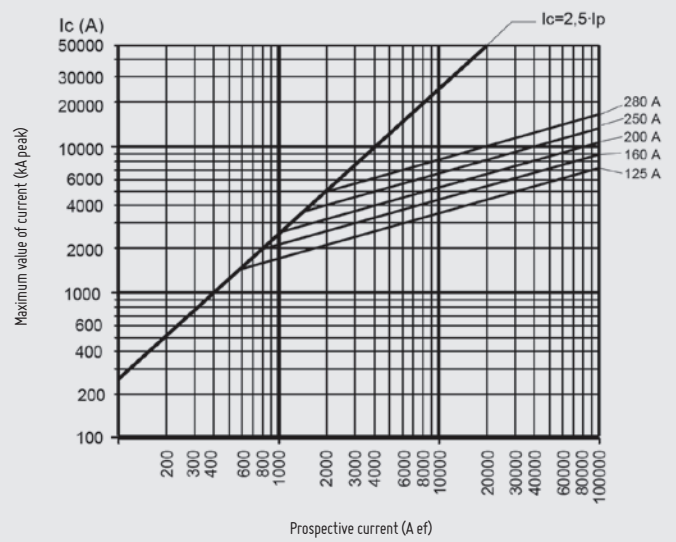
NH000
NH00
NH1

NH2
NH3

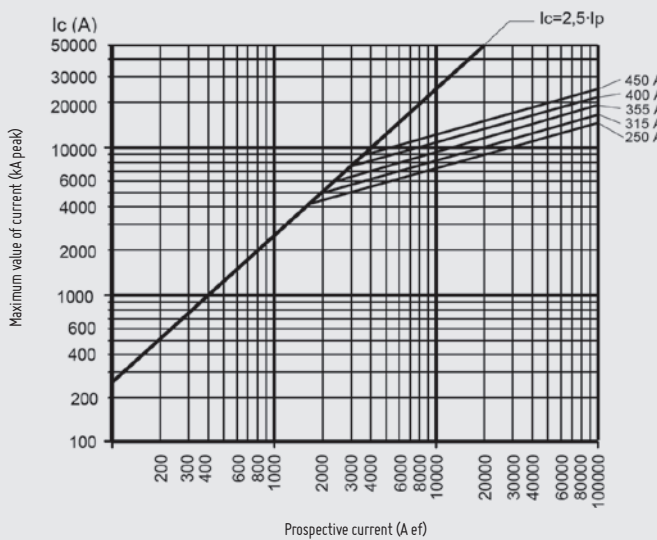
NH000
NH00



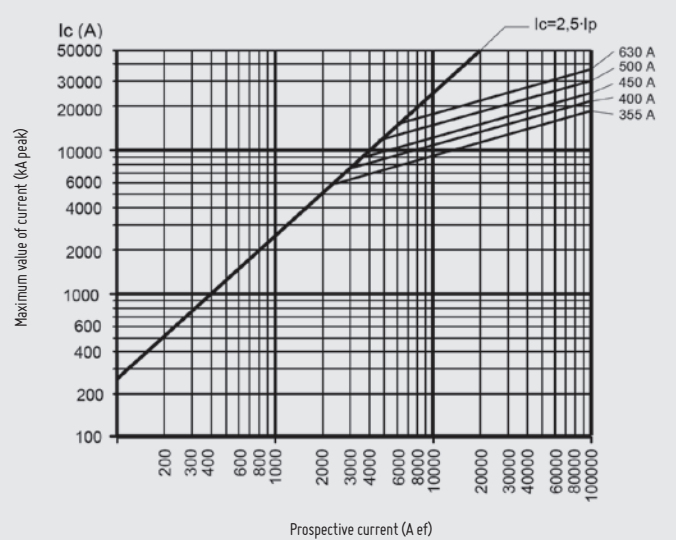
NH1



NH2



NH3



RAPIDPLUS

HIGH SPEED FUSE-LINKS FOR SEMICONDUCTORS

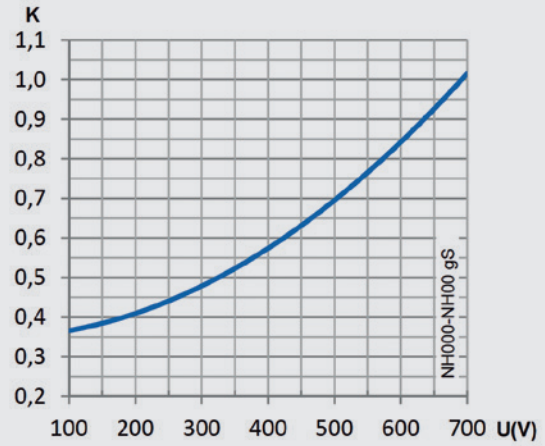


TECHNICAL

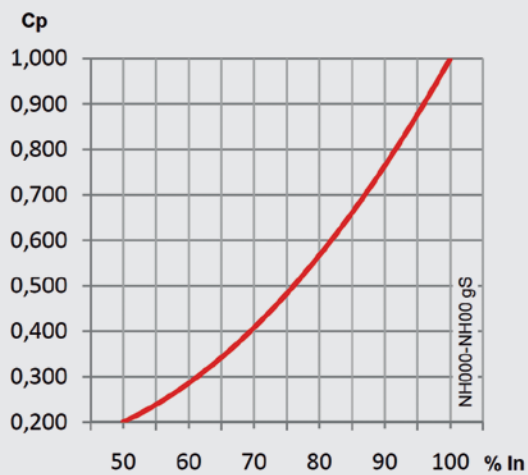
gS SEMICONDUCTOR FUSES
TECHNICAL DATA

NH000
NH00

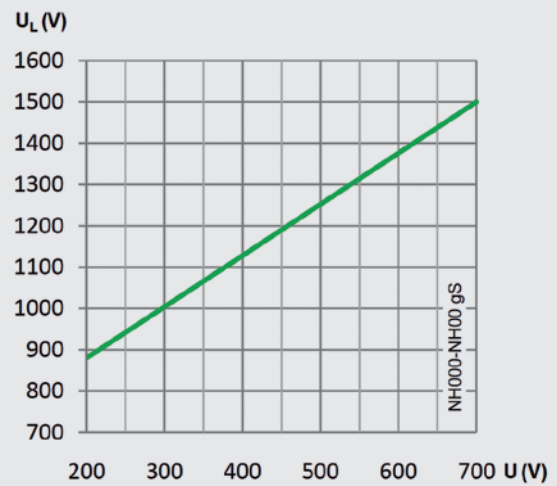
I²t Correction Factor (K)



Correction Factor for Power Loss (Cp)



Peak Arc Voltage (U_L)

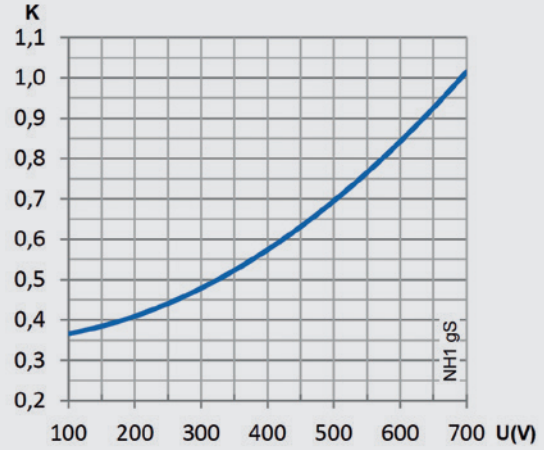


	I _n (A)	I ² t Prearcing (A ² s)	Operating I ² t @ 690 V (A ² s)	Power loss 0.8 · I _n (W)	Power loss I _n (W)
NH000	20	31	116	2,9	5,1
	25	49	181	3,2	5,6
	32	96	355	3,9	6,6
	40	196	724	4,2	7,2
	50	331	1.224	5,1	8,5
	63	782	2.897	5,3	9,1
	80	1.420	5.270	6,3	11,0
	100	2.130	7.880	7,6	13,3
NH00	125	3.380	11.550	8,3	14,7
	160	6.400	21.840	10,5	18,2

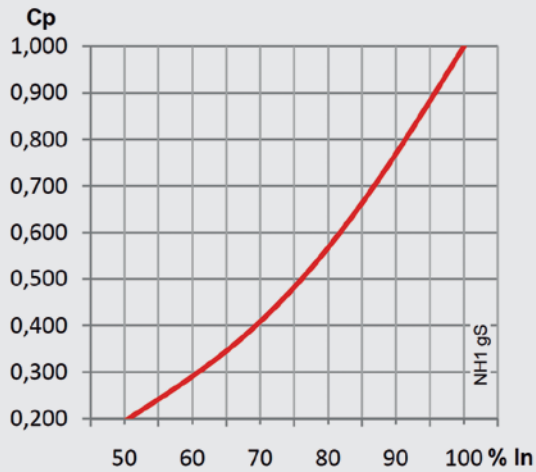
TECHNICAL
gS SEMICONDUCTOR FUSES
TECHNICAL DATA

NH1

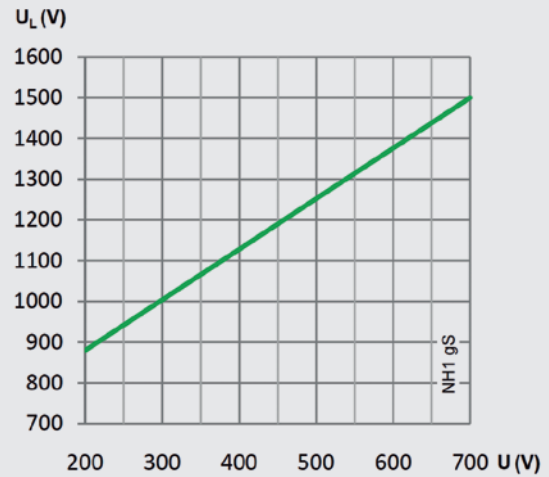
I^2t Correction Factor (K)



Correction Factor for Power Loss (C_p)



Peak Arc Voltage (U_L)



I_n (A)	I^2t Prearcing (A ² s)	Operating I^2t @ 690 V (A ² s)	Power loss $0.8 \cdot I_n$ (W)	Power loss I_n (W)
--------------	--	--	-----------------------------------	-------------------------

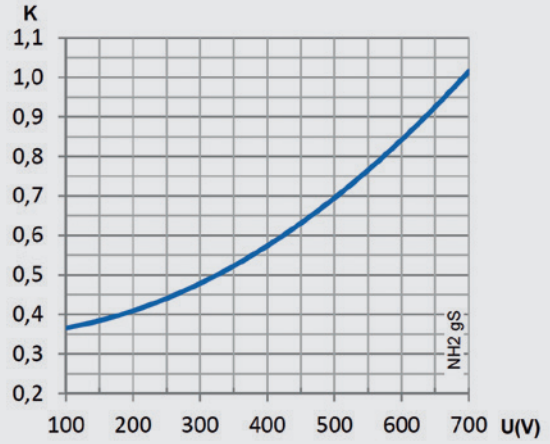
NH1

125	3.800	11.680	10,7	19,7
160	6.290	19.300	14,5	25,3
200	13.120	40.280	16,1	28,6
250	25.160	77.230	19,5	33,2
280	37.590	115.370	20,1	35,7

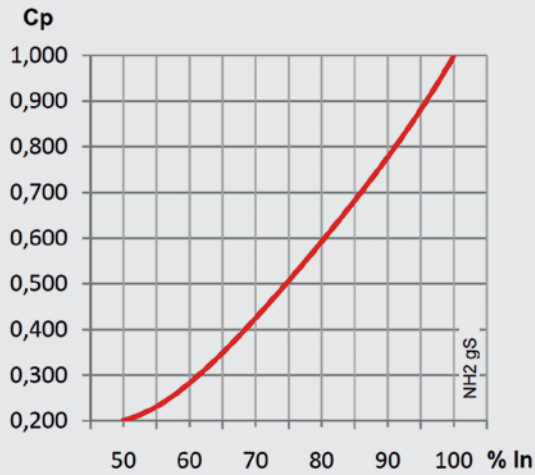
TECHNICAL
gS SEMICONDUCTOR FUSES
 TECHNICAL DATA

NH2

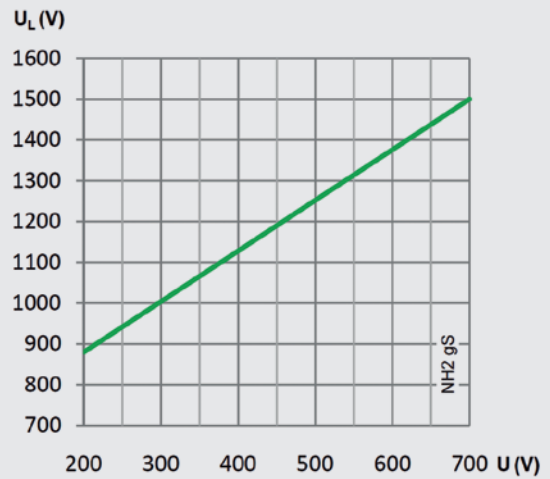
I²t Correction Factor (K)



Correction Factor for Power Loss (Cp)




Peak Arc Voltage (UL)



	I _n (A)	I ² t Prearcing (A ² s)	Operating I ² t @ 690 V (A ² s)	Power loss 0.8 · I _n (W)	Power loss I _n (W)
NH2	250	24.280	74.460	18,6	32,2
	315	50.660	155.360	20,8	35,8
	355	67.450	206.850	23,4	40,1
	400	100.770	309.000	24,4	42,6
	450	140.740	431.580	33,9	47,2

RAPIDPLUS

HIGH SPEED FUSE-LINKS FOR SEMICONDUCTORS

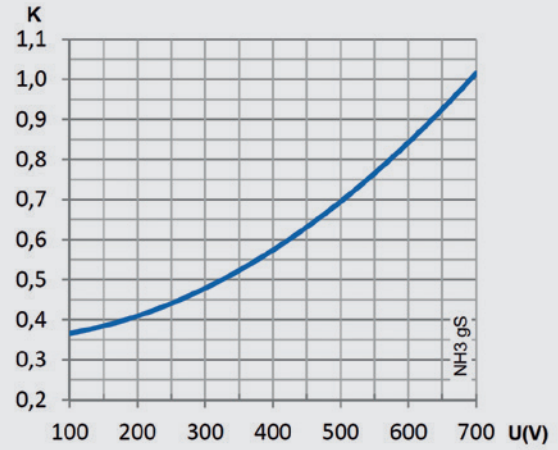


TECHNICAL

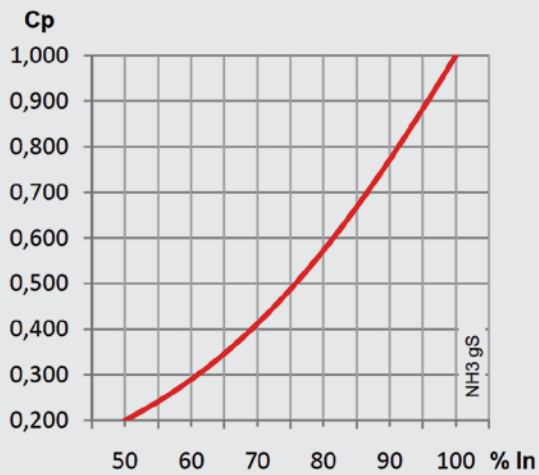
gS SEMICONDUCTOR FUSES
TECHNICAL DATA

NH3

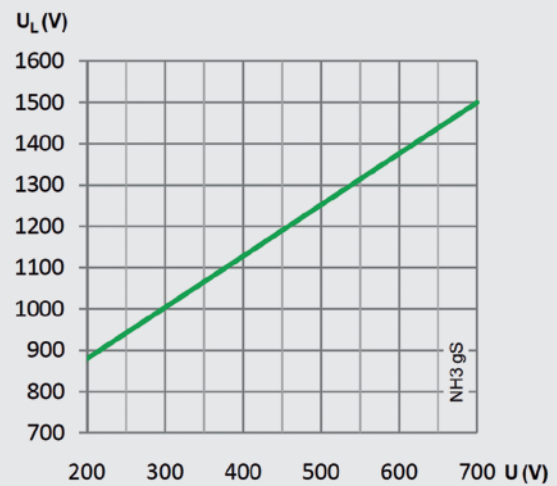
I^2t Correction Factor (K)



Correction Factor for Power Loss (C_p)



Peak Arc Voltage (U_L)




I_n (A)	I^2t Prearcing (A ² s)	Operating I^2t @ 690 V (A ² s)	Power loss $0.8 \cdot I_n$ (W)	Power loss I_n (W)
--------------	--	--	-----------------------------------	-------------------------

NH3

355	54.240	151.700	22,7	39,6
400	75.760	211.900	24,3	42,7
450	114.770	320.970	26,3	46,0
500	165.270	462.200	27,6	47,1
630	303.060	847.570	34,3	60,4

RAPIDPLUS

HIGH SPEED FUSE-LINKS FOR SEMICONDUCTORS



TECHNICAL

aR SEMICONDUCTOR FUSES gR USE OF SEMICONDUCTOR FUSE LINKS (RAPIDPLUS) IN PMX MODULAR FUSE HOLDERS AND BAC FUSE BASES

The modular fuse holders for cylindrical fuses have a rated power acceptance according to the maximum power dissipations allowed for the general use fuse links (gG) and back up fuse links.

These maximum values allowed for the fuse links (gG/aM) are regulated by standards (IEC/EN60269-2). In the same way, this standards specify the minimum power acceptance for the fuse holders. This power acceptance is the power dissipated by the fuse links (converted in heat) that the fuse holder can accept with an acceptable increase of the temperature (values also regulated by standards).

The fuse links for protection of semiconductors **RAPIDPLUS** have a rated power dissipation (or power loss) higher than the gG or aM types, and for this reason there are some limitations for the application of these fuses in closed modular fuse holders.

It is necessary to check that the fuse links have a power diissipation not higher than the maximum value admissible of the fuse holder indicated by the manufacturer.

When it is no possible to use modular fuse holders the solution is the use of an open fuse base where the heat can be appropriately dissipated.

In the following table are indicated the maximum values of power acceptance for **DF ELECTRIC** fuse holders. These limits should never be exceeded:

FUSE HOLDER TYPE	RATED POWER ACCEPTANCE IEC/EN60269-2	MAX. POWER ACCEPTANCE DF ELECTRIC FUSE HOLDERS
PMX 10x38	3 W	4 W
PMX 14x51	5 W	6 W
PMX 22x58	9,5 W	12 W
BAC 10x38	–	8 W
BAC 14x51	–	12 W
BAC 22x58	–	20 W

THE PROTECTION FORMULA

BY  **Electric**

ELECTRONIC



CYLINDRICAL



PHOTOVOLTAIC



RAPIDPLUS



NH



SPECIAL FUSES



DOMESTIC



D & DO



TRANSFORMERS





HEAD OFFICE & FACTORY

SILICI, 67-69
08940 CORNELLA DE LLOBREGAT
BARCELONA
SPAIN
Tel. +34 93 377 85 85
Fax +34 93 377 82 82

EXPORT SALES

Tel. +34 93 475 08 64
Fax +34 93 480 07 75
export@df-sa.es

NATIONAL SALES

Tel. 93 475 08 64
Fax 93 480 07 76
comercial@df-sa.es

www.df-sa.es



**PROTECTING
THE WORLD**

